

NEW DAILY



VAN

STRONG BY NATURE

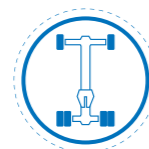
BERLIN, GERMANY.

Your new **DAILY** is an entirely new **DAILY**: strong by nature and surprising in its lightness, comfort and driveability. The new architecture optimises the load capacities. The new wheelbases improve the dynamic behaviour. The new suspension systems enhance performance and weigh less. **It's a vehicle that thinks about business** – with bigger volumes, more accessible load compartment and lower fuel consumption. The new **DAILY** has been **totally redesigned** to meet the needs of light commercial transport, **a new concept, a new vehicle, a new DAILY generation.**



NEW VAN ARCHITECTURE

- BEST IN CLASS LOAD VOLUME (19,6 m³)
- BETTER LOAD EFFICIENCY (WITH THE NEW 10,8 m³)
- NEW RANGE OF WHEELBASES WITH REAR OVERHANG REDUCTION
- MORE ACCESSIBLE LOAD COMPARTMENT



STRENGTH

- CHASSIS WITH HIGH-STRENGTH SIDE MEMBERS
- UP TO 7 t GROSS VEHICLE WEIGHT
- REINFORCED SUSPENSION (ALLOWING UP TO 200 Kg. GREATER LOAD)
- TOUGH, RELIABLE ENGINES



DESIGN

- NEW STYLE
- NEW INTERIORS
- ERGONOMIC DASHBOARD
- NEW STORAGE COMPARTMENTS



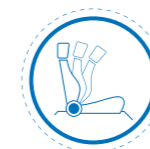
VERSATILITY

- 8000 FACTORY VERSIONS
- VAN, CHASSIS CAB, CREW CAB, MINIBUS
- SINGLE AND TWIN WHEELS
- MAXIMUM EASE OF FITTING AND CONFIGURATION



HANDLING

- NEW SUSPENSION
- OPTIMISED WHEELBASE FOR BETTER DRIVEABILITY
- BEST TURNING CIRCLE IN ITS CLASS (10.5 m)



COMFORT

- CAR-STYLE DRIVING
- NEW SEAT, NEW CONTROLS AND NEW DRIVING POSITION
- BETTER SOUNDPROOFING
- GREATER FORWARD VISIBILITY
- NEW CLIMATE CONTROL SYSTEM
- NEW INFOTAINMENT AND NAVIGATOR SYSTEM



PERFORMANCE

- REAR-WHEEL DRIVE
- 9 ENGINES
- HIGHEST POWER IN ITS CLASS (205 Hp)
- HIGHEST TORQUE IN ITS CLASS (470 Nm)
- EURO VI NATURAL POWER AT 136 Hp
- 6-SPEED MANUAL AND AUTOMATED GEARBOXES



PROFITABILITY

- 5.5% REDUCTION IN FUEL CONSUMPTION
- "ECOSWITCH" MODE FOR MAXIMUM EFFICIENCY
- BETTER VAN AERODYNAMICS (Cx 0,3116)
- CAPACITY INCREASED BY 40 Kg.
- PAYLOAD OVER 4 t



NEW ARCHITECTURE



ATLANTERHAVSVEIEN, NORWAY.

The new DAILY is the perfect van in every way: a totally redesigned vehicle, superb balance on the road, extremely easy to drive and with the best load volumes in its class.

80% of the bodywork components have been redesigned, while the **chassis-based framework** – the core of the DAILY's robustness and durability – has been maintained. **The capacity has been optimised,**

with a redesigned wheelbase, total length and load compartment length relationship: the new 3520 and 4100 mm wheelbases reduce the rear overhang without affecting the ground dimensions and load platform. In this way an entirely new range of **load capacities has been developed, from just over 7 to almost 20m³.**

The new 18 and 19.6 m³ models are the **best in their class in terms of available volume.** The new 10.8 m³

version is the **best in terms of load efficiency** (i.e. relationship between load platform length and total length). **The load platform is 55 mm lower,** now one of the lowest of all rear-wheel drive vans (also due to the standard rear access step). To make collections and deliveries even easier, the DAILY can also be fitted with rear air suspension.

Weight has also been optimised, the new DAILY is now **one of the lightest**

vans in its category (unladen weight from 2050 kg) and is top in its class for **maximum useful load** (over 4000 kg on the 7 t version).

The new longer wheelbases reduce rear overhang and optimise the total vehicle and load compartment lengths for an excellent drive in any condition.



The load platform is 55 mm lower. Standard rear access step.



STRENGTH



GENOA, ITALY.

The new DAILY is the toughest of VANS, with the most lasting performance.

Its strength is based on its chassis made of C-section side members constructed in special steel – an exclusive feature in light commercial vehicles that sets the DAILY apart from car derived vehicles.

The load-bearing chassis is a key element in the vehicle's **strength and**

modularity. The use of thicker chassis for greater load capacities makes it possible to optimise the weight and performance of each version.

The exhaust gas after-treatment systems and (in NATURAL POWER versions) the methane tanks are housed between the side members, without affecting the load space.

The DAILY is the only van with gross vehicle weights of up to 7 t and payloads of over 4000 kg. The maximum

front and rear axle loads too are top-ranked in their class. The high load capacity makes it possible to move the same volumes in less journeys, hence **reducing costs and increasing productivity.**

These characteristics confirm the DAILY van as the **preferred choice of transport professionals**, not only for distribution work, but for all applications involving large volumes, excellent performance and duration under stress.

The strength of the new DAILY translates into **reliability, economy and residual value.**

No other vehicle matches the DAILY's load capacity, or maintains such high performance for so long: these two qualities also ensure high values on the second-hand market.

The new DAILY chassis is tough and strong, optimising weights and performance.





DESIGN



RECINTO FIRA DE BARCELONA GRAN VIA - ARCHITECT TOYO ITO. BARCELONA, SPAIN.

The design of the new DAILY also expresses its exclusive personality.

Unique in its class for technical features and performance, it is as attractive as a car but proudly shows off its identity as a **transport professional**.

It is a brand new vehicle: 80% of the bodywork components have been redesigned, while the chassis-based framework – the core of the DAILY's

robustness and durability – has been maintained. The front is a blend of different modules: the **windscreen** plane, framed by a continuous edge line, extends into the side windows to join the **headlight-grille** line at the mirrors. The rounded **hood**, generously proportioned for easy engine access, is positioned between the two modules. Lower down, the bumpers broaden out towards the robust wheel arch to accentuate road holding with a markedly horizontal motif.

The new DAILY's shape is closely linked to its function. The headlights are positioned high up and set back to avoid damage from minor knocks. The **strip** along all four sides protects the bodywork against minor knocks and visually separates the lower zone from the upper zone (cab and load compartment). The increased glass surface area enhances cab visibility and improves vertical vision. The new design also improves the vehicle's aerodynamics, taking the Cx to 0.316.

The new DAILY has an ergonomic **new dashboard** and numerous **compartments** easily reachable from the driving seat (five closable compartments, three DIN compartments and three cup holders, plus purpose-designed holders for frequently used items such as phones and tablets).



Brighter interior with greater visibility, with increased glass surface area and a lowered seat.



The new DAILY marking system is simple and intuitive: the code states the gross vehicle weight (in quintals) and the power (in Hp).



VERSATILITY



RECINTO FIRA DE BARCELONA GRAN VIA - ARCHITECT TOYO ITO. BARCELONA, SPAIN.

The new **DAILY** is the most versatile vehicle in its class with two distinct architectures, with different wheelbases for the van and chassis cab.

The **range** consists of van, semi-windowed van, chassis cab, crew cab, chassis cowl and minibus (with twin wheels), making the new DAILY the most versatile vehicle in its class.

The **gross vehicle weight** of the van ranges from 3.3 to 7 t, with **load capacities** from

7.3 to 19.6 m³. The new 10.8 m³ model can be loaded with a 1200 x 800 mm EuroPallet through either the rear door or the side door.

The van is available in **three heights**: 1545, 1900 and 2100 mm, making it possible for a tall person to stand up and move about in the load compartment.

The vehicle **length** varies from 5040 to 7500 mm and the **wheelbase** from 3000 to 4100 mm. There are two **engines** (2.3 and 3 litre),

with two fuel systems (diesel and methane) and nine power ratings (from 106 to 205 Hp).

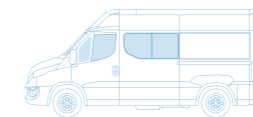
There are four **transmissions** (three manual and one automated), with torques from 350 to 470 Nm. There are also 15 **final-drive ratios** available, making it possible to adapt the vehicle to specific applications.

The new DAILY, with its extensive range of bodies, engines, dimensions, wheelbases and load capacities, can be chosen from between

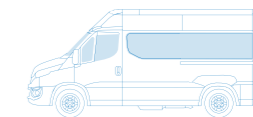
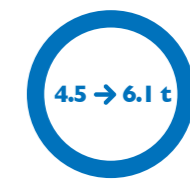
8000 different factory versions, each one configurable in an infinite number of ways thanks to the versatility of the framework.



VAN



SEMI-WINDOWED VAN



MINIBUS



HANDLING




GENOA, ITALY.

The new DAILY is now even easier and more intuitive to drive, even for car license holders used to driving a car.

The new architecture with longer wheelbases and reduced rear overhang enhances the balance and driveability of the DAILY van without detracting from its extraordinary agility in confined spaces. The curb to curb turning circle (10.5 m) is the best in its class.

The new QUAD-LEAF front suspension improves handling, comfort and dynamic response, ensuring maximum stability even in the event of sudden swerves with a full load. Standard on all 3.5 tonne models, the new suspension uses a quadrilateral system with double swing arm and leaf spring, and has been completely redesigned with specific angles calculated to improve kinematic behaviour. A number of key components – such as the cross member incorporating the engine



mount – have been redesigned to increase rigidity and reduce overall mass.

The QUAD-LEAF suspension ensures excellent vehicle control, top strength and high performance (1900 kg standard max load). For particularly heavy-duty applications, the QUAD-TOR suspension (standard on all vans over 3.5 t), with torsion bars instead of the leaf spring and an axle weight rating of 2500 kg (2100 kg for versions up to 5 t)

is available on request. On single wheel models there is a new rear suspension geometry, recalibrated to reduce oversteer to a minimum, reducing the load platform height by (55 mm) and vehicle tare weight by (8 kg).

The new QUAD-LEAF front suspension improves comfort, driveability and maximum permissible load.





COMFORT



On the new DAILY, the driving position and comfort are the same of a good car.

The **seat** (H-point lowered by 15 mm), **steering wheel** (20 mm smaller and 7° more vertical) and **windscreen** (40 mm more glass with a 4° improvement in visibility) are new.

The **dashboard** has been completely redesigned to ensure the driver has a

comfortable control of the vehicle while in the correct driving position.

The **ergonomic** space, considered to be the best in its class, is accompanied by improved soundproofing and a more efficient climate control system (manual and automatic).

The DAILY's driveability has changed radically. The **new longer wheelbases** guarantee excellent road-holding under all load conditions and a really comfortable ride (especially on motorways). The **new**



suspension systems improve the ground contact and overall balance of the vehicle, reducing roll and pitch to a minimum even at high speeds or sudden manoeuvres.

ESP is standard for all versions and other electronic safety systems (such as the lane departure warning system and the rear view camera) are available on request. The new infotainment and telematics range has three audio system levels and a navigator with specific commercial vehicle routes.





PERFORMANCE



MAGDEBURGO, GERMANY.

The NEW DAILY offers the best performance in its class. The rear-wheel drive guarantees traction and power from a standing start. The ample choice of engines and final drive ratios makes it possible to optimise fuel consumption according to the nature of its work.

The power ratings range from 106 to 205 Hp (the maximum for four-cylinder diesels) with torques of up to 470 Nm for 3 litre engines.

The new DAILY is the only vehicle fitted with specific commercial vehicle derived diesel engines, optimised for working conditions and capable of extremely high mileage without compromising on full efficiency. The diesel engines are available in **Euro5b+** version with EGR and **EuroVI Heavy Duty** with SCR and EGR.

The after-treatment system is compact and positioned at chassis level, without

affecting the load space in any way. The latest-generation common rail system on EuroVI versions can deliver injection pressures of up to **2000 bar**. The ultra-ecological, methane fuelled, 136 Hp **NATURAL POWER** version completes the range of engines.

All the gearboxes are 6-speed, including the automated **AGile™** (usable in either automatic or sequential mode.) The new DAILY also has some important

new features for reducing fuel consumption, including the **EcoSwitch**, enabled by the driver to modulate the engine torque, the EcoMac intelligent cooling system and the alternator that operates only in the energy recovery phase, contributing to a **reduction of 5.5%** compared to the previous model.



← F1A 2.3 litre IVECO



← F1C 3.0 litre IVECO





PROFITABILITY



AMSTERDAM, HOLLAND.



The new DAILY guarantees maximum profitability and efficiency in all types of work.

The new DAILY van offers **the largest load space on the category:** almost 20 m³. Weights have also been optimised, and the new DAILY guarantees a maximum useful load (**over 4 t** for the 7 t version) and **one of the lowest unladen weights in its class** (starting from 2050 kg). **The lowering of the load platform**

of 55 mm has made vehicle loading and unloading quicker and easier. A further advantage can be gained by fitting rear air suspension, available on all versions.

The improved aerodynamics and technological solutions on the new DAILY (from the EcoSwitch to the smart alternator) allow a total **fuel saving of 5.5%**. The **EcoPack**, that includes EcoSwitch and **Start&Stop**, **lowers fuel consumption up to 14% for urban mission.** This translates into a

significant **reduction in the total cost of vehicle ownership.**

The large capacities, reduced weight, lower load platform and optimised fuel consumption (together with the engine performance enhanced by the rear wheel drive) make the new DAILY the van with the highest productivity on today's market.

5.5% REDUCTION IN FUEL CONSUMPTION

AERODYNAMICS	Improved van aerodynamics (Cx 0.316)
ECOSWITCH	Driver operated torque reduction device; useful for reducing fuel consumption when running with no load
SMART ALTERNATOR	Alternator that operates mainly when the accelerator is released to recover kinetic energy
ECOMAC	Automatic climate control with an operating logic that optimises the operation of the compressor according to the cab's actual cooling requirements
ENGINE EFFICIENCY	Low friction piston rings and specific engine oil
ECO TYRES	Low rolling resistance tyres

MINIBUS

DESERT RHINO CAMP, NAMIBIA.



NEW DAILY MINIBUS

WHEELBASE (mm)	FUEL	MAX POWER (Hp)		HEIGHT / GROSS VEHICLE WEIGHT H2/H3	PASSENGERS H2/H3
		MIN	MAX		
3520L	DIESEL	146	170	4.5 t	16
4100	DIESEL	146	170	5.6 t	19 + 1
	NATURAL POWER	136			
4100L	DIESEL	146	170	5.6 ÷ 6.1 t	22 + 1

ALL VERSIONS WITH TWIN WHEELS NEW WHEELBASE LENGTHS NEW VERSION

The new Daily Minibus offers all the advantages of the New Daily: new architecture, new longer wheelbases, new exterior and interior design with driving position with ergonomic dashboard. Daily Minibus meets all the passenger transport needs thank to its different ranges:

- **DAILY TOURYS** (touristic)
- **DAILY LINE** (Intercity)
- **DAILY CITYS** (urban)

all of them at the top of their class for

comfort efficiency and versatility. Passengers comfort has assured by the new modern equipment, designed to do nice comfortable even long-distance journeys with improved air conditioning system and air diffusion and the fitment of air suspension. The new Daily Minibus is equipped with a new generation radio which includes modern infotainment systems as well as Bluetooth® phone navigation system (IVECONNECT).



The ecological engines, diesel Euro VI and CNG guarantee reliability, excellent performance and running cost reduction. The different **customizations** options are able to satisfy all the passenger's and services requests. Solutions with double or single glazing and different types of electric sliding doors can be chosen. The new top of the range **6.1 t version** can seat up to **22** passengers, in addition to the driver and one jump seat.

This is the best on the market for a standard vehicle in this class. The new wheelbase of 4100 mm provides **30% increase luggage space than previous version** (up to 2.5 m cubic luggage lowered).

SERVICES




**IVECO
CAPITAL**

Enter the world of IVECO with IVECO CAPITAL.

Iveco Capital responds to the financial and service needs of the transport world with a team of experts offering complete cooperation while guaranteeing the utmost professionalism and transparency. For more than 20 years, IVECO CAPITAL has been helping clients choose the financial product best suited to their economic and fiscal profile. All funding programmes are customisable; monthly instalments can include the cost of vehicle fitting, tailored maintenance contracts and insurance services. Iveco Capital is the unique, excellent partner for the creation of transport and mobility projects.

IVECO CAPITAL services are available from all IVECO dealerships.

 The new DAILY is much more than a vehicle: it is a **complete transport solution** providing a perfect integration between product and services. And in a continual effort to offer our customers the best possible service, IVECO has created **ELEMENTS: a wide range of tailored service packages** designed to keep the vehicle in perfect shape at all times. The flexibility of Elements ensures an extremely cost-effective and perfectly dosed



administered service. Customers can choose the service levels that best suit their business, counting on the certainty of controlled, fixed costs. The **IVECO network** stands out for its extensiveness and competence, and IVECO repair centres provide the manufacturer's quality combined with the skill of technicians who know the new DAILY like nobody else does. Dedicated diagnosis and repair equipment guarantee effectiveness and rapidity and also allow remote operations.




ALWAYS READY, ALWAYS NEAR TO YOU, WHEREVER YOU ARE.

Iveco Assistance Non-Stop, 7 days a week, 24 hours a day; one phone call is all you need to contact Iveco directly and get your business going again.

REPLACEMENT PARTS

The new DAILY's performance is assured by the use of Original IVECO Replacement Parts, the result of painstaking selection of materials and suppliers, and specific, rigorous product testing. The range of original Iveco replacement parts not only includes all new parts but a broad selection of regenerated engines, gearboxes and components, a valid alternative for reducing maintenance costs and environmental impact. IVECO knows the value of your time. That's why it has an efficient, state-of-the-art Parts

sourcing and distribution system, which guarantees delivery of the part you need within 24 hours, anywhere in the world, day or night, 365 days a year. Iveco supports its customers throughout the life of their new DAILY ensuring the perfect combination of performance, value and productivity over time with the IVECO "All-in-one" maintenance service, with a fixed, transparent price as well as the IVECO Service Packs. And with the special Daily Chrono Service, all maintenance on your new DAILY will take less than an hour, without an appointment.



ACCESSORIES
With the special new range of **IVECO Accessories** you can customise your new Daily and make it unique, perfectly suited to your very own business needs.

The range of New Daily accessories, developed in collaboration with top suppliers and the Fiat Style Centre, has been extended and fully renewed to ensure safety, practicality, comfort, design and technology for the New Daily.



PETRONAS ORIGINAL LUBRICANTS
The new DAILY comes with new engine oil, "**PETRONAS URANIA DAILY FE 0W-30**", the **ORIGINAL IVECO lubricant** developed in close collaboration with PETRONAS LUBRICANTS; its special formula protects the particulate filter from combustion residues, ensuring better performance, longer intervals between replacement and lower fuel consumption.

CHOOSE YOUR DAILY

The new **DAILY Van** has been designed specifically for city jobs and deliveries, focusing on the vehicle's lightness, driveability and load efficiency. The new DAILY comes in **8000 factory versions**, made up of the combination of the different bodies, wheelbases, power and load capacities. **The new DAILY range has a vehicle for any job, yours too.**

NEW DAILY VAN

A WHEELBASE (mm)	B VEHICLE LENGTH (mm)	C LOAD COMPARTMENT LENGTH (mm)	D LOAD COMPARTMENT WIDTH (mm)	H HEIGHT / LOAD VOLUME			GROSS VEHICLE WEIGHT (t)	
				H1 (1545 mm)	H2 (1900 mm)	H3 (2100 mm)	MIN	MAX
3000	5040	2610	1800	7.3 m ³			3.3 t	3.5 t
3520	5560	3130		9 m ³	10.8 m ³		3.3 t	5.2 t
3520L	5950	3540		12 m ³		13.4 m ³		
4100	7130	4680		16 m ³		18 m ³	3.5 t	7 t
4100L	7500	5125		17.5 m ³		19.6 m ³		

NEW WHEELBASE LENGTH BEST-IN-CLASS

REAR DOOR DIMENSIONS (mm)	H1 (mm)	H2 (mm)	H3 (mm)
HEIGHT	1450	1800	2000
WIDTH		1530	

SLIDING SIDE DOOR DIMENSIONS (mm)	H1 (mm)	H2 (mm)	H3 (mm)
F HEIGHT	1440		1800
G WIDTH	WHEELBASE 3000	1100	
	WHEELBASE 3520 / 4100L	1260	

E DISTANCE BETWEEN WHEEL ARCHES (mm)	
SINGLEWHEEL	1320
TWIN WHEEL	1030



CHOOSE YOUR ENGINE

The best performance in its class: diesel engines from 106 to 205 HP, in either Euro5b+ with EGR or Euro VI with SCR and EGR versions.

Also available in the 136 HP Natural Power version.

The new range of Daily engines guarantees efficiency and reduced consumption in all types of work – yours included!

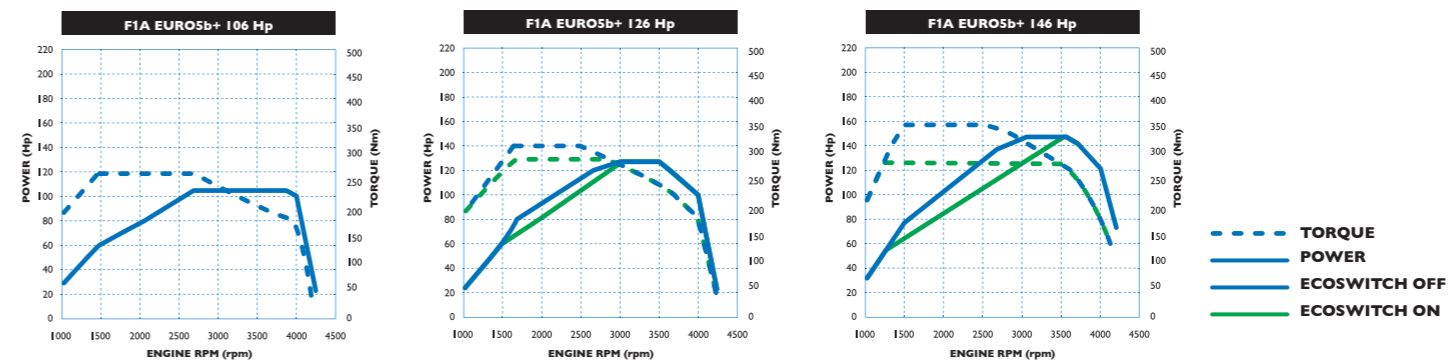
NEW DAILY ENGINES

ENGINE	MAX POWER (Hp)	MAX TORQUE (Nm)	TURBO	EMISSIONS AND HOMOLOGATION*
F1A 2.3 litre	106	270	WASTEGATE	EURO5b+ LIGHT DUTY
	126	320	WASTEGATE	
	146	350	VARIABLE GEOMETRY	
F1C 3.0 litre	146	350	WASTEGATE	
	170	430	VARIABLE GEOMETRY	
	205	470	TWIN TURBO	
	146	350	WASTEGATE	EURO VI HEAVY DUTY
170	400	VARIABLE GEOMETRY		
NATURAL POWER	136	350	WASTEGATE	

* Euro5b+ engine line up is available only for vehicles with reference mass ≤ 2840 kg.
EuroVI engine line up is available only for vehicles with reference mass > 2380 kg.

■ EGR + SCR ■ BEST-IN-CLASS

POWER/TORQUE CURVES



F1A 2.3 LITERS ENGINE - EURO5b+ EMISSIONS

ENGINE	GEARBOX	REAR AXLE RATIO ⁽¹⁾	GVW	CO ₂ EMISSIONS NEDC CYCLE (g/km)	FUEL CONSUMPTION (L/100 Km) ⁽²⁾		
					URBAN (UDC)	EXTRA-URBAN (EUDC)	COMBINED (NEDC)
F1A 106 Hp	manual	3,917	≤ 3,5 t. Single wheel	211-190	7,9 - 8,7	6,8 - 7,6	7,2 - 8,0
	automatized	3,727	≤ 3,5 t. Single wheel	221-202	8,7 - 9,2	7,1 - 7,9	7,7 - 8,4
	manual	4,222	3,5 t. Twin wheels	220-205	8,5 - 8,8	7,4 - 8,0	7,8 - 8,3
	automatized	3,917	3,5 t. Twin wheels	224-211	9,0 - 9,3	7,4 - 8,0	8,0 - 8,5
F1A 126 Hp	manual	3,727	≤ 3,5 t. Single wheel	209-188	7,9 - 8,5	6,7 - 7,6	7,1 - 7,9
	automatized	3,727	≤ 3,5 t. Single wheel	221-202	8,7 - 9,2	7,1 - 7,9	7,7 - 8,4
	manual	3,917	3,5 t. Twin wheels	215-201	8,3 - 8,7	7,2 - 7,8	7,6 - 8,2
	automatized	3,917	3,5 t. Twin wheels	224-211	9,0 - 9,3	7,4 - 8,0	8,0 - 8,5
F1A 146 Hp	manual	3,615	≤ 3,5 t. Single wheel	206-186	7,8 - 8,4	6,6 - 7,5	7,0 - 7,8
	manual	4,222	3,5 t. Twin wheels	217-203	8,4 - 8,7	7,3 - 7,9	7,7 - 8,2

WITHOUT START&STOP

WITH START & STOP

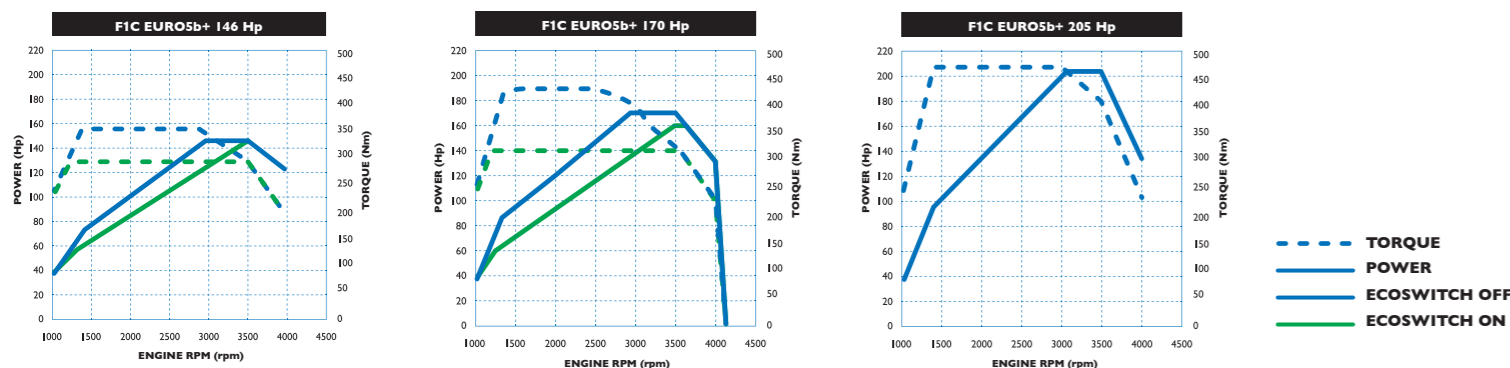
CO ₂ EMISSIONS NEDC CYCLE (g/km)	FUEL CONSUMPTION (L/100 Km) ⁽²⁾		
	URBAN (UDC)	EXTRA-URBAN (EUDC)	COMBINED (NEDC)
204-183	7,2 - 8,0	6,8 - 7,6	6,9 - 7,7
N.A.	N.A.	N.A.	N.A.
213-198	7,7 - 8,1	7,4 - 8,0	7,5 - 8,0
N.A.	N.A.	N.A.	N.A.
202-181	7,2 - 7,8	6,7 - 7,6	6,8 - 7,6
N.A.	N.A.	N.A.	N.A.
208-194	7,6 - 8,0	7,2 - 7,8	7,3 - 7,9
N.A.	N.A.	N.A.	N.A.
199-179	7,1 - 7,7	6,6 - 7,5	6,7 - 7,5
210-196	7,6 - 8,0	7,3 - 7,9	7,4 - 7,9

(1) The range of standard rear axle ratio depends to the configuration of the vehicle. Ask your dealer Iveco more detailed information.

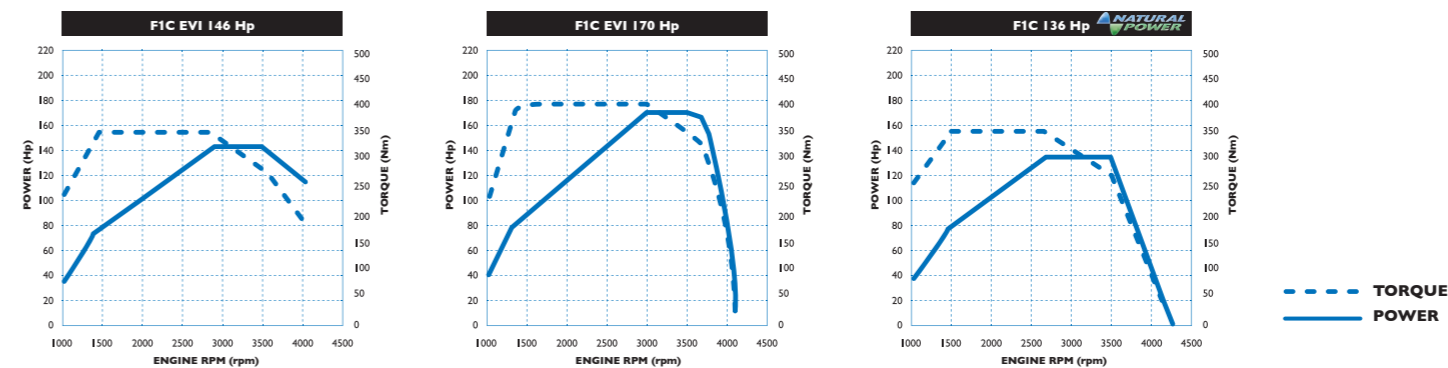
(2) The values shown are considered with the vehicle in running order and calculated in accordance with the instructions contained in Regulation (EC) 715/2007, the version in force; are for guidance only and does not refer to an individual vehicle and depends to the kerbweight, the rear axle ratio, the load and the type of use of the vehicle.

CHOOSE YOUR ENGINE

POWER/TORQUE CURVES



POWER/TORQUE CURVES



FIC 3.0 LITERS ENGINE - EURO5b+ EMISSIONS

ENGINE	GEARBOX	REAR AXLE RATIO ⁽¹⁾	GVW	CO ₂ EMISSIONS - NEDC CYCLE (g/km)	FUEL CONSUMPTION (L/100 Km) ⁽²⁾		
					URBAN (UDC)	EXTRA-URBAN (EUDC)	COMBINED (NEDC)
FIC 146 Hp	manual	3,154	≤ 3,5 t. Single wheel	222-205	8,7 - 9,3	7,2 - 7,9	7,8 - 8,4
	manual	3,308	3,5 t. Twin wheels	227-216	9,3 - 9,6	7,6 - 8,1	8,2 - 8,6
	manual	3,615	> 3,5 t. Ruota gemella	235-223	9,7 - 9,9	7,8 - 8,3	8,5 - 8,9
FIC 170 Hp	manual	2,917	≤ 3,5 t. Single wheel	214-198	8,4 - 8,9	7,0 - 7,7	7,5 - 8,1
	automatized	3,308	≤ 3,5 t. Single wheel	222-205	8,7 - 9,2	7,3 - 7,9	7,8 - 8,4
	manual	3,154	3,5 t. Twin wheels	221-210	8,8 - 9,1	7,4 - 7,9	7,9 - 8,4
	automatized	3,154	3,5 t. Twin wheels	221-210	8,8 - 9,1	7,4 - 7,9	7,9 - 8,4
	manual	3,615	> 3,5 t. Twin wheels	231-220	9,3 - 9,6	7,8 - 8,2	8,3 - 8,8
	automatized	3,615	> 3,5 t. Twin wheels	231-220	9,3 - 9,6	7,8 - 8,2	8,3 - 8,8
FIC 205 Hp	manual	3,308	≤ 3,5 t. Single wheel	227-213	9,2 - 9,6	7,4 - 8,1	8,1 - 8,6
	manual	3,615	3,5 t. Twin wheels	233-226	9,6 - 9,7	7,9 - 8,3	8,5 - 8,8
	manual	3,917	> 3,5 t. Twin wheels	235-228	9,5 - 9,6	8,1 - 8,5	8,6 - 8,9

(1) The range of standard rear axle ratio depends to the configuration of the vehicle. Ask your dealer Iveco more detailed information.

FIC 3.0 LITERS ENGINE - EUROVI⁽³⁾ EMISSIONS

ENGINE	GEARBOX	REAR AXLE RATIO ⁽¹⁾	MTT	CO ₂ EMISSIONS - NEDC CYCLE (g/km)	FUEL CONSUMPTION (L/100 Km) ⁽²⁾		
					URBAN (UDC)	EXTRA-URBAN (EUDC)	COMBINED (NEDC)
FIC 146 Hp	manual	3,154	≤ 3,5 t. Single wheel	204	8,5	7,3	7,7
	manual	3,308	3,5 t. Twin wheel	208	8,7	7,4	7,9
	manual	3,615	> 3,5 t. Twin wheel	213	9,0	7,5	8,1
FIC 170 Hp	manual	2,917	≤ 3,5 t. Single wheel	213	9,2	7,4	8,1
	automatized	3,308	≤ 3,5 t. Single wheel	216	9,4	7,5	8,2
	manual	3,154	3,5 t. Twin wheel	217	9,4	7,6	8,2
	automatized	3,154	3,5 t. Twin wheel	217	9,4	7,6	8,2
	manual	3,615	> 3,5 t. Twin wheel	223	9,7	7,7	8,5
	automatized	3,615	> 3,5 t. Twin wheel	223	9,7	7,7	8,5
FIC 136 Hp	manual	3,308	≤ 3,5 t. Single wheel	245	11,9	7,4	8,9
	manual	3,615	3,5 t. Twin wheel	255	12,0	7,9	9,4
	manual	3,917	> 3,5 t. Twin wheel	263	12,2	8,1	9,6

(2) The values shown are considered with the vehicle in running order and calculated in accordance with the instructions contained in Regulation (EC) 715/2007, the version in force; are for guidance only and does not refer to an individual vehicle and depends to the kerbweight, the rear axle ratio, the load and the type of use of the vehicle.

(3) Data currently being homologated AdBlue consumption not included in estimate. Consumption assumable as 3 litres for every 100 litres of diesel.

(4) The fuel consumption data of the Natural Power vehicle are expressed in kg/100km.

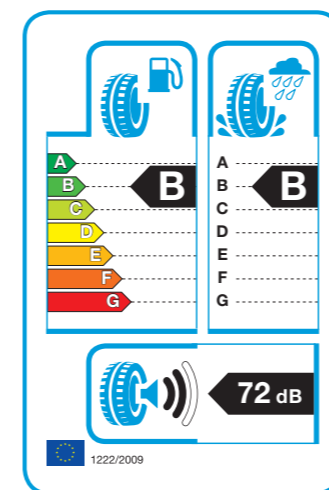
TYRES PERFORMANCE

BRAND	MODEL	SEASON	TYRES	LOAD INDEX	SPEED INDEX	KIND OF TYRE	EFFICIENCY CONSUMPTION	WET ADHESION	EXTERNAL NOISE	EXTERNAL NOISE
CONTINENTAL	Vanco Contact 100	S	215/65	109/107	R	C	B	B		73
	Vanco Contact 100		225/65	112/110	R	C	B	B		72
	Vanco Contact 100		235/65	115/113	R	C	B	B		72
	Vanco Contact 100		195/75	110/108	R	C	B	B		72
	Vanco Contact 100		225/75	121/120	R	C	C	C		72
	Vanco Contact 100	225/75	121/120	R	C	B	B		72	
	Vanco Winter 2	W	215/65	109/107	R	C	E	C		73
	Vanco Winter 2		225/65	112/110	R	C	E	C		73
	Vanco Winter 2		195/75	110/108	R	C	E	C		73
	Vanco four season 2	4S	235/65	115/113	R	C	E	B		73
Vanco four season 2	225/75		118/116	R	C	E	B		73	
Vanco four season 2	225/75		121/120	R	C	E	B		73	
MICHELIN	Agilis +	S	215/65	109/107	R	C	C	B		70
	Agilis +		225/65	112/110	R	C	C	B		70
	Agilis +		235/65	115/113	R	C	C	B		70
	Agilis +		195/75	107/105	R	C	C	B		70
	Agilis +		195/75	110/108	R	C	C	B		70
	Agilis +		225/75	118/116	R	C	C	B		70
	Agilis +	225/75	121/120	R	C	C	B		70	
	Agilis Alpin	W	215/65	109/107	R	C	E	B		71
	Agilis Alpin		225/65	112/110	R	C	E	B		71
	Agilis Alpin		235/65	115/113	R	C	E	B		71
Agilis Alpin	195/75		107/105	R	C	E	B		70	
Agilis X - Ice north		225/75	118/116	R	C	C	B		71	
BRIDGESTONE	R 630	S	215/65	109/107	R	C	E	C		72
	R 630		225/65	112/110	R	C	E	C		73
	R 630		235/65	115/113	R	C	C	E		73
	R 630		195/75	107/105	R	C	G	E		72
	Winter Blizzard	W	225/65	112/110	R	C	F	B		73
			195/75	107/105	R	C	F	C		74

S = summer tyres W= winter tyres 4S = All season

Remember that fuel saving and safety are directly linked to driving style.

Careful driving has a positive effect on consumption, and road holding on wet surfaces is enhanced by checking tyre pressures regularly and keeping a safe following distance while driving, in proportion to the braking distance.



Tyre labels, legally required by European Law 1222/2009 since 2012, provide the customer with useful information for improving road safety and fuel consumption, with reference to the three main tyre performance factors: fuel consumption, road holding on wet surfaces and external noise due to tyre rolling resistance.



Fuel consumption

Tyre rolling resistance causes friction between the tyre and the road surface, resulting in a consumption of energy that affects overall vehicle consumption.



Road holding on wet surfaces

A tyre's grip on a dry surface is different to its road holding in wet conditions, which are much more dangerous. This rating system guarantees greater vehicle safety for the customer.



Tyre noise

This rating, expressed in decibels on three levels, indicates the degree of external tyre noise. The lower the value, the greater the vehicle comfort.

OPTIONAL



AIR CONDITIONING WITH MANUAL CLIMATE CONTROL

The system cools/heats the cab quickly. The special pollen filter captures allergens before they can enter the cab.

AIR CONDITIONING WITH AUTOMATIC ECOMAC CONTROL

Perfect cab cooling/heating is ensured through the intelligent management of the compressor, the EcoMac, optimising operations according to actual cooling/heating needs, delivering just the right temperature to the cab and reducing consumption.

RADIO MP3

Car radio with FM/AM radio frequency tuner, mp3 player with USB drive via microUSB input (supplied with microUSB-USB adaptor cable) AUX input, integrated 4x20 W amplifier.

RADIO MP3 + BLUETOOTH AND STEERING WHEEL CONTROLS

Car radio with FM/AM radio frequency tuner, CD/mp3 player, mp3 player with USB drive via USB input on the dashboard (iPod® compatible), AUX input on the dashboard, Bluetooth® interface with internal microphone for mobile phones and smartphones (iPhone® compatible), radio and phone controls on the steering wheel, automatic volume control according to vehicle speed, integrated 4x20 W amplifier.

IVECONNECT

Exclusive Windows Auto® platform based system, the result of the collaboration between IVECO and MAGNETI MARELLI, IVECONNECT simply manages the integrated infotainment, telephone and navigation system in a practical 7" touch-screen interface on the dashboard. The system responds to the needs of all the crew: CD/mp3 player, two USB inputs on the dashboard (iPod® compatible), Bluetooth® interface with internal microphone that can interface with up to 5 mobile phones and smartphones at the same time (iPhone® compatible), radio and phone controls on the steering wheel, SD card reader, SD card with navigation maps specific to commercial vehicles (ordered separately from IVECO ACCESSORIES). Rear camera to assist reversing operations may also be ordered separately.

REAR CAMERA

Available combined with IVECONNECT, the camera helps the driver in reversing operations both during the day and at night.

ECOSWITCH

At the flick of a switch on the dashboard, this function reduces vehicle fuel consumption by modulating the engine torque and reducing the maximum speed to 125 km/h. Particularly valuable for city driving or when the vehicle is empty. Available for Light Duty Euro5b+ engines from 126 to 170 CV (for 106 CV engines available only with maximum speed reduction function).

AIR SUSPENDED DRIVER SEAT

Extra comfort for driver and passengers. Besides the two seat adjustments (fore-and-aft and backrest angle), the New Daily also offers the option of heated driver and passenger seats with spring suspension and three adjustments (fore-and-aft, seat and backrest angle).

WEBASTO INDEPENDENT HEATER

The system pre-heats both the engine and the interior of the cab through the ventilation system. A timer on the dashboard lets you select what time you want the system to come on, so you won't have to put up with any more cold starts! This independent heating system creates a pleasant temperature inside the cab even when the engine is switched off and prevents ice forming on the windows (thermal power 5.2 kW).

LANE DEPARTURE WARNING SYSTEM (LDWS)

The system gives off a clear acoustic warning signal to warn the driver of any unintentional lane changes due to drowsiness, tiredness or distraction.



CRUISE CONTROL

Cruise Control is an electronic system used to set and adjust the vehicle speed from a handy lever located on the steering wheel. The system memorises and maintains the vehicle at the speed set by the driver, which can then be increased or decreased by turning the lever clockwise or anticlockwise. If the driver brakes or presses the clutch, the cruise control is automatically disabled; it can be re-activated at the set speed simply by pressing the lever.

Particularly suited to interurban use and in regular traffic conditions, it makes driving more comfortable and optimises fuel consumption.



DIFFERENTIAL LOCK

The differential lock delivers better traction over low-grip or muddy surfaces, for safer driving and greater comfort. A switch on the dashboard engages the differential lock to drive both wheels together.



FOG LIGHT

The new low level fog lights ensure optimum illumination of the road ahead in poor visibility conditions. Thanks to the cornering function, they also come on automatically on bends, to light the road in the direction you are steering.



BIGGER FUEL TANK

Efficiency, productivity and punctuality are vital for all transport professionals. The new DAILY can be equipped with a larger fuel tank that boosts capacity from 70 to 100 litres. Increased range saves you time and enables you to make fewer refuelling stops on long journeys and busy days.



FULL OPENING REAR DOORS

The 270° opening rear doors make it easier to load and unload, especially in tight spaces. You can even reverse with the rear doors fully open, a feature that is particularly useful when loading from ramps. The 270° rear doors incorporate stop devices to hold them at 90° and 180° and also in the fully open position.



AIR REAR AXLE SUSPENSION

A special air suspension button on the dashboard, which can be reached even when on board the vehicle, is used to raise or lower the rear load platform quickly and easily to facilitate loading and unloading operations. Particularly useful for jobs involving an intensive use of the load compartment.



WIDER WHEEL PROFILE

The possibility to choose a wider wheel profile meets the needs of those customers looking to strengthen their vehicle even further, increasing protection in the event of minor knocks. Available for all models. Standard for 7 t. version.



Teima ELECTROMAGNETIC RETARDER

The Telma® LVRS600 electromagnetic retarder provides the vehicle with a braking torque of 350 Nm, with full compatibility with the ESP system. Designed for mounting on the transmission shaft, it provides up to 80% of vehicle braking needs, reducing brake wear and temperature and increasing vehicle safety. It is enabled from a special lever on the dashboard, and is operated by pressing the brake pedal.



WHEEL HUB COVERS

Available only for single wheel versions. The wheel hub cover protects the hub cap and wheel from accidental knocks against pavements, adding to the style of the vehicle.



ALLOY WHEEL

Available only for single wheel versions. The alloy wheel, perfect combination of function and style, lightens the overall tare by 6 kg, thus increasing the useful load.

CONTENTS

- 2. STRONG BY NATURE
- 4. NEW ARCHITECTURE
- 6. STRENGTH
- 8. DESIGN
- 10. VERSATILITY
- 12. HANDLING
- 14. COMFORT
- 16. PERFORMANCE
- 18. PROFITABILITY
- 20. MINIBUS
- 22. SERVICES
- 24. CHOOSE YOUR DAILY
- 26. CHOOSE YOUR ENGINE
- 30. TYRES PERFORMANCE
- 32. FITTINGS
- 34. OPTIONAL
- 39. COLOURS RANGE

COLOUR RANGE

METALLIZED



52481
BOREALIS BLUE



50115
SILVER GRAY



52358
LEIPZIG GRAY

PASTEL



50105
WHITE



50173
ALPINE WHITE



50158
DREAM LIGHT BLUE



50126
MARANELLO RED



50136
AUGUST BLUE



50167
PANAMA YELLOW

You can find further information and detail on the entire Iveco range on the IVECO website. For anyone wishing to get to know more about IVECO: www.iveco.co.uk
The information and images contained in this catalogue are provided by way of example. At any time, and without previous warning, IVECO reserves the right to carry out modifications to website content, for any constructive or commercial reasons.

Iveco with



IVECO

WWW.IVECO.COM



IVECO SPA | VIA PUGLIA 35 | 10156 TURIN | ITALY

DOWNLOAD THE "NEW DAILY" APPLICATION



FROM THE APP STORE OR GOOGLE PLAY AND ACTIVATE THE AR+ AUGMENTED REALITY MODULE. FRAME THE PAGES WITH LOGO



TO EXPLORE THE ADDITIONAL CONTENT.